

Surface Mount Fuse, 5 x 20 mm, Time-Lag T, H, 250 VAC, Au plating



IEC 60127-2 · 250 VAC · 300 VDC · Time-Lag T



**Description**

- Directly solderable on printed circuit boards
- IEC Standard Fuse
- H = High Breaking Capacity

**Standards**

- IEC 60127-2/5
- UL 248-14
- CSA C22.2 no. 248.14

**Approvals**

- VDE License Number: 40010881
- UL File Number: E41599

**Applications**

- Primary Protection on SMD PCB

**References**

[General Product Information](#)  
[Packaging Details](#)

**Weblinks**

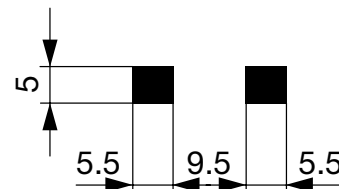
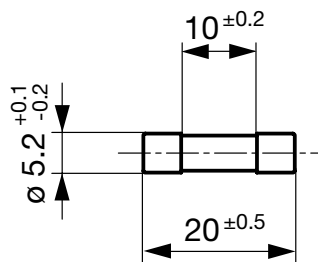

[Approvals](#), [RoHS](#), [CHINA-RoHS](#), [e-Store](#), [SCHURTER-Stock-Check](#),  
[Distributor-Stock-Check](#)

**Technical Data**

Rated Voltage	250VAC, 300VDC
Rated Current	1 - 16A
Breaking Capacity	500A - 1500A
Characteristic	Time-Lag T
Mounting	PCB,SMT
Admissible Ambient Air Temp.	-55 °C to 125 °C
Climatic Category	55/125/21 acc. to IEC 60068-1
Material: Housing	Ceramic
Material: Terminals	Gold-Plated Copper Alloy
Unit Weight	1 g
Storage Conditions	0 °C to 60 °C, max. 70% r.h.
Product Marking	Current Rating, Voltage Rating, Characteristic, Breaking Capacity

Soldering Methods	Reflow
Solderability	245 °C / 3 sec acc. to IEC 60068-2-58, Test Td
Resistance to Soldering Heat	260 °C / 10sec acc. to IEC 60068-2-58, Test Td
Resistance to Vibration	acc. to IEC 60068-2-6, test Fc
Moisture Resistance Test	MIL-STD-202, Method 106E (50 cycles in a temp./mister chamber)
Terminal Strength	MIL-STD-202, Method 211A (Deflection of board 1 mm for 1 minute)
Thermal Shock	MIL-STD-202, Method 107D (200 air-to-air cycles from -55 to +125°C)
Case Resistance	acc. to EIA/IS-722, Test 4.7 >100 MΩ (between leads and body)
Resistance to Solvents	MIL-STD-202, Method 215A

**Dimensions**




Solder pads

## Pre-Arcing Time

Rated Current I <sub>n</sub>	1.5 x I <sub>n</sub> min.	2.1 x I <sub>n</sub> max.	2.75 x I <sub>n</sub> min.	2.75 x I <sub>n</sub> max.	4.0 x I <sub>n</sub> min.	4.0 x I <sub>n</sub> max.	10.0 x I <sub>n</sub> min.	10.0 x I <sub>n</sub> max.
1 A - 3.15 A	60 min	30 min	750 ms	80 s	95 ms	5 s	10 ms	150 ms
4 A - 6.3 A	60 min	30 min	750 ms	80 s	150 ms	5 s	10 ms	150 ms
8 A - 10 A	30 min	30 min	750 ms	80 s	150 ms	5 s	10 ms	150 ms
12.5 A - 16 A	15 min	30 min	750 ms	80 s	150 ms	5 s	20 ms	150 ms

## Variants

[Distributor-Stock-Check](#) | [SCHURTER-Stock-Check](#) | [e-Store](#)

Rated Current [A]	Rated Voltage [VAC]	Rated Voltage [VDC]	Breaking Capacity	Voltage Drop 1.0 I <sub>n</sub> max. [mV]	Voltage Drop 1.0 I <sub>n</sub> typ. [mV]	Power Dissipation 1.5 I <sub>n</sub> max. [mW]	Power Dissipation 1.5 I <sub>n</sub> typ. [mW]	Melting I <sup>2</sup> t 10.0 I <sub>n</sub> Intyp. [A <sup>2</sup> s]		Order Number
1	250	300	1)	250	180	2500	500	1.1	● ●	0001.2704.xx
1.25	250	300	1)	250	150	2500	500	1.86	● ●	0001.2705.xx
1.6	250	300	1)	200	130	2500	500	4.35	● ●	0001.2706.xx
2	250	300	1)	190	120	2500	600	9.2	● ●	0001.2707.xx
2.5	250	300	1)	180	100	2500	600	11.7	● ●	0001.2708.xx
3.15	250	300	1)	140	100	4000	800	33.7	● ●	0001.2709.xx
4	250	150	2)	100	90	4000	900	62.4	● ●	0001.2710.xx
5	250	150	2)	100	90	4000	1200	97.5	● ●	0001.2711.xx
6.3	250	150	2)	100	70	4000	1200	171	● ●	0001.2712.xx
8	250	150	3)	100	70	4000	1300	268	● ●	0001.2713.xx
10	250	150	3)	100	70	4000	2100	400	● ●	0001.2714.xx
12.5	250	125	4)	-	70	-	3100	563	●	0001.2715.xx
16	250	125	4)	-	70	-	4000	1272	●	0001.2716.xx

1) IEC: 1500 A @ 250 VAC, p.f. = 0.7 - 0.8

1) UL: 10 kA @ 125 VAC, p.f. = 0.7 - 0.8 / 1500 A @ 250 VAC, p.f. = 0.7 - 0.8 / 1500 A @ 300 VDC

2) IEC: 1500 A @ 250 VAC, p.f. = 0.7 - 0.8

2) UL: 10 kA @ 125 VAC, p.f. = 0.7 - 0.8 / 1500 A @ 250 VAC, p.f. = 0.7 - 0.8 / 1500 A @ 150 VDC

3) IEC: 1000 A @ 250 VAC

3) UL: 1000 A @ 250 VAC / 1500 A @ 150 VDC

4) UL: 500 A @ 125 VAC, p.f. = 0.7 - 0.8 / 1000 A @ 125 VAC / 500 A @ 250 VAC / 1500 A @ 125 VDC

## Packaging Unit

- .xx = .11 Plastic Bag (100 pcs.)
- .xx = .21 Blister Tape 38 cm Reel (1000 pcs.)
- .xx = .22 Blister Tape 38 cm Reel (2000 pcs.)

Time-Current Curves

